



District Report Card: 2017


State: Rajasthan	District: Bikaner
Class: 3	Subject: Language
Schools: 60	Students: 1086


Participation/Coverage


Students

 GENDER	Boys		Girls	
	Number	%	Number	%
	464	42.73	622	57.27

 AREA	Rural		Urban	
	Number	%	Number	%
	967	89.04	119	10.96

 CATEGORY	SC		ST		OBC		GEN	
	Number	%	Number	%	Number	%	Number	%
	443	40.79	2	0.18	480	44.20	161	14.83

 CWSN	LD	VI	HI	S&LD	ID	Oth
	1	2	1	0	4	55

 Management	Government		Government-aided	
	Number	%	Number	%
	1086	100.00	0	0.00

Average Performance of Students in Language (%)

Overall	Gender		Area		Management		Social Group			
	Male	Female	Rural	Urban	Govt.	Aided	SC	ST	OBC	GEN
75.00	75.27	74.80	74.42	79.78	75.00	0.00	73.05	36.67	76.81	75.49

Performance on Learning Outcomes (LOs)

Learning Outcomes	Description	Average Performance(%)
L304	Reads small texts with comprehension i.e., identifies main ideas, details, sequence and draws conclusions	75.01
L312	Reads printed scripts on the classroom walls: poems, posters, charts etc.	74.99

Range of Performance of Students who Answered Correctly							
Below 30%		30% - 50%		50% - 75%		Above 75%	
Number	%	Number	%	Number	%	Number	%
48	4.42	116	10.68	290	26.70	632	58.20

Lowest Performing Learning Outcomes (LOs)

1 - Reads printed scripts on the classroom walls: poems, posters, charts etc. (74.99)

2 - Reads small texts with comprehension i.e., identifies main ideas, details, sequence and draws conclusions (75.01)